


MFSAB MULTIFUNCTION SCHOOL ACTIVITY BUS • SINGLE OR DUAL REAR WHEELS • 9,600 TO 14,500 GVW
SPECIFICATIONS

	Bantam	Super Bantam	Grand Bantam
Rows:	4-5	4-5	5-6
Passengers:	Up to 20	Up to 30	Up to 35
Floor Design:	Standard	Standard	Flat floor
Headroom:	65" Low-Top 75" Hi-Top	76"	76"

CHASSIS & ENGINE

	Bantam	Super Bantam	Grand Bantam
<u>GM chassis</u>	<u>GM chassis</u>	<u>GM chassis</u>	
9,900 GVW	10,000 to 14,200 GVW	12,300 or 14,200 GVW	
Gas or Diesel	Gas or Diesel	Gas or Diesel	
<u>Ford chassis</u>	<u>Ford chassis</u>	<u>Ford chassis</u>	
9,600 GVW GAS	11,500 to 14,500 GVW	11,500 or 14,500 GVW	
9,900 GVW Diesel	Gas or Diesel	Gas or Diesel	

FEATURES

- Big bus features with small bus maneuverability
- ISO 9001:2000 Certified manufacturer
- Totally redesigned to enhance quality and safety
- Optional in-wall rear air conditioning maximizes passenger compartment headroom
- Limited lifetime paint warranty available
- Exclusive 5 year body warranty
- A variety of floor plans allowing flexibility in seating configurations

T • 800.533.1850

415 West 6th Street • South Hutchinson, KS 67505

www.collinsbuscorp.com

BODY	FORD E350 or E450	GM
Body	Galvanized steel	Galvanized steel
Flooring	1/2" Plywood Black rubber w/ribbed aisle	1/2" Plywood Black rubber w/ribbed aisle
Split sash windows	28" x 28" w/12" opening	28" x 28" w/12" opening
Wrap-around rubrails	Seat and floor level std.	Seat and floor level std.
Interior lights	4 Dome lights	4 Dome lights
Exterior lights	7" Stop/tail/turn 4" Stop/tail/backup	7" Stop/tail/turn 4" Stop/tail/backup
Mirrors	Rearview and crossover	Rearview and crossover
Bumpers	Black wrap-around	Black wrap-around




OPTIONS		
Fire blocking upholstery	Kickout windows	Roof escape hatch
Rear heater	Rear in-wall A/C	Safety equipment
Backup alarm	Interior mirrors	AM/FM/CD radio
PA system	Spare tire	5/8" plywood floor
Colored rubber flooring	Strobe lights	Electric monitors
Crossing control arms	Static roof vent	Vandal lock (emergency door)
Dark tinted windows	Safety seats	Rubrails at window and skirt level
Electric DOD door		

FEATURES




Single piece "wrap-around" rubrails include integral corners and caps for added protection. and, the bumper design offers increased stability and a new slip-joint under the bumper corner ABS shrouds.


Optional integrated in-wall rear air-conditioning locates unit within the rear bulkhead. This maximizes passenger compartment headroom.



A variety of optional equipment cages are available on all models.



Rear emergency door design has an increased signage area and a 40% increase in upper glass area. Galvanized tubular construction for maximized corrosion resistance and rigidity. Lower window standard on all models.



Optional high-back comfortable Freedman seats are available.

415 West 6th Street • South Hutchinson, KS 67505
1.800.533.1850 • Fax: 620.662.3838
www.collinsbuscorp.com

Due to ongoing engineering improvements, Collins reserves the right to make changes without notification.
6-09-2.5M

Distributor: